



CONVERGENCE OF RESEARCH IN DIGITAL AGRICULTURE LEADING LABS

#DigitAg

13 - 17 APRIL, 2026  
Montpellier, France

## TUTORIAL REGISTRATION ON SCIENCE CONF WEBSITE AND INSTRUCTIONS FOR SUBMITTING ABSTRACTS ON THE PLATFORM



### STEP 1

Registration on CORDiALL  
Conférence science conf website :  
<https://cordiall.sciencesconf.org>

1 Click on «Login»

The screenshot shows the CORDiALL website homepage. At the top, the logo and title "CORDiALL Digital Agriculture Conference" are displayed, along with the subtitle "CONVERGENCE OF RESEARCH IN DIGITAL AGRICULTURE LEADING LABS" and the dates "13 - 17 APRIL, 2026" and location "Montpellier, France". Below this, there is a navigation bar with language options "FR" and "EN", and a "Login" button. A red arrow points to the "Login" button, with a small circle containing the number "1" next to it, indicating the first step in the tutorial. On the left side, there is a "MAIN MENU" with links to "Home", "Registration", "Provisional programme", "Call for papers informations", and "Venue". The main content area on the right contains a paragraph about digital agriculture and its focus on research and innovation projects, and another paragraph about the 2026 conference marking the end of several projects and the ramp-up of newly-developed projects on digital agriculture worldwide.



## STEP 2

### CREATE A NEW USER ACCOUNT: instructions for use

If you already have a Science Conf account: log in!

If you do not have a Science Conf account: you need to create one using the form opposite

- 1 Enter your email adresse
- 2 Login : you have to choose a login for the Scienceconf.org platform
- 3 Choose a password & re-type it
- 4 Enter your lastname & firstname
- 5 Choose the default language of the website : all the texts of the interface (home, menu, content) will be posted in the selected language
- 6 Prove that you're human by answering questions
- 7 Click on «Create account» : Within a few minutes, you will receive an email enabling you to activate your new account and log in to the interface by clicking on the link in the email.

**CREATE ACCOUNT**

Thank you for filling out the form below to create your account on the CCSD platforms : Sciencesconf.org HAL Episciences ⓘ

(\* : Required fields)

**Email address \***  
Enter your email address

**Login \***  
Choose a user login for the Sciencesconf.org platform

**Password \***  
Type a valid password (alpha numeric from 7 to 20 characters)

**Re-type your password \***  
Please re-type your password


**Lastname \***

**Firstname \***

**Default language of the website**  
All the texts of the interface (home, menu, content) will be posted in the selected language

French

☐ I am human

 hCaptcha  
Privacy - Terms

**Create account**



## STEP 3

### CONNECT TO SCIENCE CONF

- 1 Log in to the conference using your Science Conf identifiers : this takes you to the conference home page, which contains information about the conference and various sections (access, programme, etc.).

**CORDIAL**  
Digital Agriculture Conference  
CONVERGENCE OF RESEARCH IN DIGITAL AGRICULTURE LEADING LABS

13 - 17 APRIL, 2026  
Montpellier, France

FR EN

MAIN MENU

- Home
- Registration
- Provisional programme

CONVERGENCE OF RESEARCH IN DIGITAL AGRICULTURE LEADING LABS

Digital agriculture stands for the digitalisation of agriculture. It has been the focus of a growing number of research and innovation projects over the last 10 years. In France, #DigitAg is the first structuring large research project 'about and for' digital agriculture. Other research projects & programmes have followed, at regional level, such as OccitANum (Occitanie Digital AgroEcology), at national level such as the 'Agroecology & Digital Tech' program and its flagship projects (CoEditAg, Wait4, Pl@ntAgroEco, LINDDA), and at European level such as the CODECS and QUANTIFARM (tbc) projects. #DigitAg is also connected to other vibrant communities devoted to research in Digital



## STEP 4

# SUBMITTING ABSTRACTS: instructions for use part 1 - Metadata

### MAIN MENU

Home

Registration

Provisional programme

Call for papers informations

Venue

### MY SPACE

My Space

My submissions

My registration

### HELP

@ Contact

### MY SUBMISSIONS > MY SUBMISSIONS

Upload your paper.  
You are able to edit your submission up until the review process starts.

### New submission

Go to the abstract submission page

Submit an abstract

- 1 Click on My submission
- 2 Click on Submit an abstract
- 3 You must first fill in the «Metadata», this is the 1<sup>st</sup> step in submitting abstracts.
- 4 Enter the abstract title
- 5 Enter the text of the abstract (max 400 words)

- 6 Choose the type of document you are uploading. 2 choices only: poster or oral presentation
- 7 Select the Topic themes that may apply to the proposal. There are 11 themes to choose from, with the option to select 'other'. Please note that the organizers may re-allocate proposal. For multiple selections, hold down the Ctrl or cmd key when selecting items.
- 8 Click on Next Step

### NEW SUBMISSION

1 Metadata 2 Author(s) 3 File(s) 4 Overview

(\* : Required fields)

Title \*

Abstract \*

Please enter the text of your abstract

B I U

|

Words:0/400

Type \*

Choose the type of document you are uploading

Poster presentation

Poster presentation

Oral presentation

Topic \*

Select themes that may apply to the proposal. Please note that the organizers may re-allocate proposal. For multiple selections, hold down the Ctrl or cmd key when selecting items.

Methodological advances in digital sciences applied to agriculture

Knowledge engineering

Artificial Intelligence in agriculture

Low-cost digital technology

8

Next step



## STEP 5

## SUBMITTING ABSTRACTS: instructions for use part 2 - Authors

NEW SUBMISSION

1 Metadata 2 Author(s) 3 File(s) 4 Overview

You must add all authors individually. To add an author, first click on "Add an author" and fill in the form, secondly click on "Add an affiliation" and enter the details of the author's institution(s).

Author(s) Add an author (+) 5

SPEAKER	AUTHOR(S)	ACTIONS
<input checked="" type="checkbox"/>	Login author name@emailaddress.com	<input type="checkbox"/> Add an affiliation...

### Affiliation information

(\* : Required fields)

Use the reference tool or complete the form below  
Start typing the name of an affiliation. If it appears click. If not, fill out the form below

Name \*

Enter the name of this affiliation or structure

adresse \*

Indicate the address of this affiliation

Country \*

Indicate the country of this affiliation

Affiliation information

(\* : Required fields)

Use the reference tool or complete the form below  
Start typing the name of an affiliation. If it appears click. If not, fill out the form below

INRAE

- INRAE  
rue JF Breton 34000 Montpellier (France)
- INRAE Transfert  
Paris (France)
- INRAE Transfert Environnement [Narbonne]  
Narbonne (France)
- INRAE, PROBE Research Infrastructure  
(France)
- Direction de l'évaluation(DEV INRAE)  
(France)
- Département Alimentation Humaine - INRAE(ALIM-H)  
(France)
- US 1395 ANI-SCAN [INRAE]  
Saint-Gilles (France)

Affiliation information

(\* : Required fields)

Use the reference tool or complete the form below  
Start typing the name of an affiliation. If it appears click. If not, fill out the form below

INRAE

Name \*

Enter the name of this affiliation or structure  
DigitAG

adresse \*

Indicate the address of this affiliation  
2 Pl. Pierre Viala Bâtiment 21, 34000 Montpellier

Country \*

Indicate the country of this affiliation  
France

Organization(s) \*

Start typing the name of the organization. If it appears click. If not, click on "Add this new organization"

- 1 This brings us to part 2 of the abstract submission form: your login and email address appear in this window.
- 2 Here you can add your affiliation: a window - step 3 - will open.
- 3 Enter the name of your affiliation: Start typing the name of an affiliation. If it appears click (all affiliations already registered with Science Conf will be suggested by default)
- 4 If not, fill out the form below

- 5 You can also add one or more authors to your contribution
- 6 Once you have completed the affiliation & author section, click on Next step

Next step



## STEP 6

### SUBMITTING ABSTRACTS: instructions for use part 3 - File(s)

#### NEW SUBMISSION

- 1 Metadata
- 2 Author(s)
- 3 File(s)
- 4 Overview

#### Supplementary data

You can add supplementary data to your submission. You can upload a file directly on the platform, retrieve a document available from the URL or embed html code (eg video deposited on another platform, ...)

##### Upload file

Parcourir...

Aucun fichier sélectionné.

Upload

##### Upload file from an URL

Import

##### Integrate HTML

Integrate

#### Supplementary data

You can add supplementary data to your submission. You can upload a file directly on the platform, retrieve a document available from the URL or embed html code (eg video deposited on another platform, ...)

##### Upload file

Parcourir...

Aucun fichier sélectionné.

Upload

##### Upload file from an URL

Import

##### Integrate HTML

Integrate

FILE	TYPE OF THE FILE	DESCRIPTION	ACTIONS
------	------------------	-------------	---------

Design\_sans\_titre\_4.png

Poster

X

Next step

- 1 Here we are at stage 3 of the abstract submission form: you can add a file to your deposit
- 2 Click on «Parcourir» (browse): select your file and click on «Upload»: the file will appear below in the folder «File»  
Ici, vous pouvez renseigner le type de fichier téléchargé, et éventuellement ajouter une description
- 3 You can also upload your file via a URL link or by embedding its HTML code
- 4 Good to know (at any time and at any stage of the deposit process), you can modify your deposit via the **Actions** section: click on the cross to delete the file
- 5 Once your file has been uploaded (not compulsory), click on Next step

5

Next step

4



## STEP 7

### SUBMITTING ABSTRACTS: instructions for use last stage - Overview

#### NEW SUBMISSION

1 Metadata 2 Author(s) 3 File(s) 4 Overview

**Title of my abstract**

**Login author**

1 : INRAE  
#DigitAg  
rue JF Breton 34000 Montpellier - France

Texte of my abstract

Subject : : Poster presentation

Topics : : Methodological advances in digital sciences applied to agriculture

Topics : : Artificial Intelligence in agriculture

Submit

1 This brings us to the final stage:

This window shows the title of your abstract, the number of authors (if any), the affiliations you have entered, the attached file (if you have uploaded one) and the theme(s) you have selected.

At this stage, you can check that all the information in your application is correct, and return to the previous steps if necessary (by clicking on Metadata, Author(s) ou File(s)).

2 If everything is OK, all that's left to do is send your summary by clicking on «Submit»

3 A confirmation window will inform you that the submission has been saved.

3

Sciencesconf.org

Your submission has been saved

Title of my abstract, L.

Login (sciencesconf.org:cordiall:663558)

Ok




## STEP 7

## SUBMITTING ABSTRACTS: instructions for use last stage - Overview


### New submission



Go to the abstract submission page

 Submit an abstract

C

### My submissions

View your submissions 

TITLE	ACTIONS
Title of my abstract Author sciencesconf.org:cordiall:663558	 

4

A

B

4

At this stage, as long as the submission of contributions is open, you can :

A - View the submission

B - Modify the submission

C - Submit a new abstract



### GOOD TO KNOW:

You can find information about your contributions and your registration for the event in your space on the conference website when these are open.

### MY SPACE

#### My submissions (-)

[My submissions](#) Articles list

#### My registration (-)

[My registration](#) Registration module

# CALL FOR PAPERS INFORMATION

The CORDiALL conference  
**CONVERGENCE OF RESEARCH IN DIGITAL AGRICULTURE LEADING LABS**  
is planned April, 14-17, 2026,  
in Agropolis International, Montpellier, France.

This conference aims to bring together the community of #DigitAg partner laboratories and, more broadly, of laboratories deeply involved in digital agriculture, in national or international projects, based on targeted invitations.

We have the pleasure to kindly invite you and members of your laboratory to send summaries of your work in the following themes :

- Methodological advances in digital sciences applied to agriculture,
- Knowledge engineering
- Artificial Intelligence in agriculture
- Low-cost digital technology
- On-farm experiments and digital tools
- Adoption, design, ergonomics
- Evaluation of the cost & benefits of digital technologies
- Building inclusive and transformative digital ecosystems
- Impacts of digital technology on agriculture
- Public Policies for responsible digital agriculture
- Experiences of interdisciplinarity / transdisciplinarity in research dedicated to digital agriculture



## NB :

The first day of the conference, **Monday, April 13, 2026**, will be held in French as the **#DigitAg - OccitANum Meeting Day**, to present the advances made by these two transformative projects on digital agriculture.

As we are willing to strengthen collaborations with Southern countries, we expect to get papers from African and South American partners. Such papers will be specifically highlighted in the program.



**Please note: you can only submit 2 types of abstract:**

- 1/ An oral presentation (15 minutes maximum, including time for questions and answers)
- 2/ A poster (3 min flash presentation, no question)

**Call for summaries opens August 26th and closes  
Octobre 14th, 2025**

## CO-ORGANIZED BY



## SUPPORTED BY

